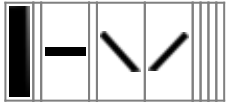


Table of Contents

- ORTHOGRAPHY** 3
- 1D COMBINATIONS** 3
- 2D COMBINATIONS** 3
- STROKES** 7
- SINGLE STROKES 7
- DOUBLE STROKES 8
- TRIPLE STROKES 9
- FOUR STROKES 13
- CURSIVE AND ENCLOSED FORMS** 13
- CURSIVE 14
- ENCLOSED 14
- MISCELLANEOUS** 16
- COMBINATION OF STROKES** 18
- GENUS ALPHABET** 18

ORTHOGRAPHY

1D COMBINATIONS



2D COMBINATIONS

- Hollow
 - Quadrants -
 - right upper , left upper , right lower , left lower
 - Half
 - vertical
 - left semicircle , right semicircle
 - Horizontal
 - Upper semicircle , lower semicircle
 - Oblique halves
- 2D directions or Orientations
 - Up
 - down
 - left
 - right
- 2D complex orientations or Quadrant orientations
 - present in only one quadrants but having directions between the two
 - upper right
 - upper left
 - lower right
 - lower left
 - present in two quadrants (4 sides or 4 quadrants)
 - upper right and lower left
 - upper left and lower right
 - upper side (right and upper left)
 - lower side (right and lower left)
 - right side (upper and lower rights)
 - left side (upper and lower lefts)

In this case, we list all [object](#) pairs from the set while also taking order into consideration. We find that there are 12 permutations in total: AB, AC, AD, BA, BC, BD, CA, CB, CD, DA, DB, and DC.

It is important to recognize that the AB and BA permutations are dissimilar because, in the first case, A was selected first while, in the second, B was selected first; i.e., the order is of significance.

Let's calculate the number of combinations of two letters from the same set: {A, B, C, D}.

As we are calculating combinations, we are no longer interested in the order of the elements. As [such](#), we can quickly and easily identify all the combinations by looking at the permutations and deleting all

those that include the same letters.

In this regard, AB and BA are treated as being the same. As **such**, we have six combinations: AB, AC, AD, BC, BD, and CD.

- Either (1D COMBINATIONS OR DIRECTIONS)
 - L = left , R = right (LR , RL)
 - U = Up , D = down (UD , DU)
 - F = front , B = Back (BF , FB)
- U = Up , D = down , L = left , R = right (2D COMBINATIONS)
 - UU (0) , UD(1) , UL(6) , UR(5)
 - DU(1) , DD (0) , DL(2) , DR (4)
 - LU(6) , LD(2) , LL (0), LR (3)
 - RU(5) , RD (4) , RL(3) , RR (0)
- U = Up , D = down , L = left , R = right , F = front , B = Back (3D COMBINATIONS)
 - UDL, UDR, UDF, UDB,
 - ULR, ULF, ULB,
 - URF, URB,
 - UFB,
 - DLR, DLF, DLB,
 - DRF, DRB,
 - DFB,
 - LRF, LRB,
 - LFB,
 - RFB

up	down	left	right	upper left	upper right	down left	down right	upright downleft	upleft downright

- 2D vector component of [alphabet](#)
- Circle -
 - Dot , point
 - Solid
- Square
 - Bit , pixel
 - Solid
 - Hollow
 - Quadrant
 - upper
 - right , left
 - obstacle
 - entry
 - adverbs , [adjectives](#)
 - lower
 - right , left
 - Prepositional ideograms
 - sitting [person](#)
 - Halves
 - Right half , left half
 - rooms
 - upper Half , lower half
 - [table](#) , [chair](#) , [bed](#)
- Rhombus
- twinkle
- Solid
 - Quadrant
 - upper Right angled triangles
 - upper left , upper right
 - lower right angled triangles
 - lower left , lower right

- Halves
 - Vertical
 - right triangle , left triangle
 - Transverse
 - Upper triangle , lower triangle
- Hollow
 - Quadrant
 - oblique line
 - left and right
 - Halves
 - vertical
 - left half triangle , right half triangle
 - Horizontal
 - upper half triangle , lower half triangle
- Compound
 - half triangle
 - with a handle
 - hook
 - with a loop or fold
 - with a tooth
 - [arrow](#)
 - with a tag or oblique line
 - doublets of
 - side by side
 - one on top of another opposite
 - Half square
 - with a handle
 - spoon
 - with a loop of fold
 - with a tooth
 - with a tag or oblique line
 - doublets of
 - same faces / tips
 - opposite faces / tips
 - straight half triangle
 - With a handle
 - straight Z shape
 - with a loop or fold
 - with a tooth
 - [corner arrow](#)
 - halves of [corner arrow](#)
 - acute angle
 - with a tag
 - square root symbol
 - Semicircles
 - with a Handle
 - with a Tag
 - with a circular loop
 - Doublets
 - same faces / tips

- one on top of other same side
 - different faces / tips
- acute angle triangle
- acute half angled triangle
- Obtuse angle triangle
- obtuse half angled triangle
- More complex
 - circle and square
 - Triangle
 - with a handle
 - on its tip
 - on its side
 - with **an** oblique tag
 - doublets of
 - same faces / tips
 - opposite faces / tips

STROKES

Mantrakshar strokes are the calligraphic strokes needed to write the **Mantrakshar** characters in regular **script** used in calligraphy. These strokes are the classified set of line patterns that may be arranged and combined to form character.

The study and classification of **Mantrakshar strokes is used for:**

- understanding **mantrakshar** character calligraphy – the correct method of writing, shape formation and stroke order required for character legibility;
- understanding stroke changes according to the style that is in use;
- defining stroke naming and counting conventions;
- identifying fundamental components of **Mantrakshar** radicals; and
- their use in computing.

The Logic of combining two strokes basically depends on 3 principles

- 1. Direction - leftward , rightward , upward , downward
- 2. Position - above , below , left side , right side , upper left **corner** , upper right **corner** , lower left **corner** , lower right **corner**
- 3. Orientation - transverse , longitudinal , oblique

SINGLE STROKES











These are the most basic strokes used for creating almost any character in **mantrakshar**. These strokes are also used to **create** the **mantrakshar** particles. These basic strokes are written in a very small quantity just to signify the presence so they are usually considered to be equivalent to dots because you cannot differentiate these strokes with each other. Their writing order is given below in the picture as horizontal stroke is written from left to right , vertical stroke is written from top to bottom , left slash is written as a throw away towards left side, right slash is written some what slowly and stress is given so it is a press down stroke toward the right lower **corner**.

Combined Oblique ^ Combined axis ^ overall combined ^

left to right	up to down	centre to lower left	corner	centre to lower right	corner
---------------	------------	----------------------	--------	-----------------------	--------

DOUBLE STROKES

These are the compound pair of strokes which can be written without lifting the pen. These strokes are also used frequently in constructing the mantrakshar characters.

				
corner		child		
				
muscle				
				
	alphabet			
				
	fullbend			
				
	help			
				
	move			
				
finger				
				
against	according			















some			
with	gun	hand	weight















TRIPLE STROKES

A compound stroke (also called a complex stroke) is produced when two or more basic strokes are combined in a single stroke written without lifting the writing instrument from the writing surface. Below is the list of the complex triple stroke formed by the combination of basic 3 strokes. These strokes are used in forming a huge number of [mantrakshar](#) characters as well as forming the devanagari alphabets.

Another form of writing is cursive which is formed by combining the cursive forms. The Sanskrit or devanagari alphabets use straight strokes as well as cursive strokes which are written in a combined form, they combine the cursive forms with the simple basic strokes like vertical [bar](#), horizontal [bar](#) and then the full [alphabet](#) is formed. Below is a simple [table](#) showing the alphabets of Sanskrit formed by combining the cursive with the straight forms.


create		wing	
any	not		sound
	name		
	sit-lotus		

			
arrow			
			
left	right	down	up
			
room		balance	question
			
		bed	
			
		chair	
			
		table	
			
		moon	
			
		music	
			
		cover	

			
		place	
			
		sit	
			
		study	
			
squat	weak	prone_sleep	lie_down
			
string	fetus	water	
			
kneel			
			
liver			
			
stomach			
			
intestine			



ache	
dead	
corpse	
female	
fire	
human	
male	
person	
skeleton	
trunk	
action	


doer

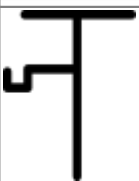





tree

food

FOUR STROKES

This category contains 4 strokes which can be written without lifting the pen or some strokes have to be written by lifting the pen.

E form of strokes have to be written by lifting the pen once.

		
supine_hand		
		
life		
		
brush	scribe	back
		
		mountain

CURSIVE AND ENCLOSED FORMS

CURSIVE






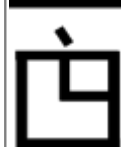
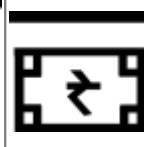



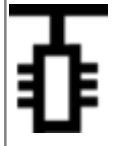
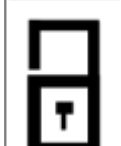




CURSIVE RADICALS	
that	this









- circle
- heart shape

particle	
seed	
stone	
wheel	
womb	
bouba	
cloud	
gland	

ENCLOSED

- Rhombus
- square
- rectangle
- parallelogram

BOX				
				
box				
				
hair	sun			
				
cell	board	time	money	message
				
group				
				
hammer	insect	lock	hole	object
				
elevation	pit			



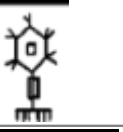





			
face			
			
eye	nose	mouth	ear
			
		tongue	









		teeth	
evaluation	mind		
centre	different	equal	




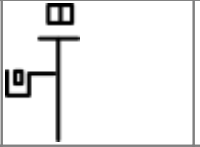




leaf	
ship	
crown	

MISCELLANEOUS

body	
book	
brain	
foot	

heart-form	
kidney	
neuron	
stairs	
lung	
animal	
bird	
tail	

	
emotion	cat-pose
	monkey-pose
fish	
	
flower	stand
	
flag	tree-pose

	
	air
	
	force
fruit	
have	
join	
main	
radical-electricity	
tool	

COMBINATION OF STROKES

While some strokes which can be equated to pictograms can be easily understood but other strokes which are not pictograms has to be degraded in to smaller strokes so that they can be easily understood. All these strokes mainly come under the category of simple ideograms.

GENUS ALPHABET

From: <https://mail.mantrakshar.co.in/> - Kshtrgyn

Permanent link: <https://mail.mantrakshar.co.in/doku.php/en/orthography>

Last update: 2024/07/09 13:20

