






Table of Contents


LINES 3
SCIENTIFIC ROOTS FOR BODY LINES 3

LINES

LATIN	ENGLISH
Linea mediana anterior	Anterior median line
Linea sternalis	Sternal line
Linea parasternalis	Parasternal line
Linea medioclavicularis	Midclavicular line
Linea mammillaris	Mammillary line; nipple line
Linea axillaris anterior	Anterior axillary line
Linea axillaris media	Midaxillary line
Linea axillaris posterior	Posterior axillary line
Linea scapularis	Scapular line
Linea paravertebralis	Paravertebral line
Linea mediana posterior	Posterior median line

SCIENTIFIC ROOTS FOR BODY LINES

1D AXES		
Verticalis	Vertical	 VERTICAL
Horizontalis	Horizontal	 HORIZONTAL
Transversus	Transverse	 HORIZONTAL
Transversalis	Transverse	 HORIZONTAL
Longitudinalis	Longitudinal	 VERTICAL

1D AXES		
Axialis	Axial	

- Horizontal dots in horizontal space
 - The right **hand**: , right dot
 - left **hand**. , left dot
- longitudinal dots in longitudinal space
 - front dot
 - back dot
- Vertical Dots in
 - vertical space
 - superior dot
 - inferior dot
 - in relation to axis whether the space is
 - space nearer to axis , proximal , near
 - space farther from axis , distal , far

From:

<https://mantrakshar.co.in/> - **Kshtrgyn**

Permanent link:

https://mantrakshar.co.in/doku.php/en/human/body_lines?rev=1725363821

Last update: **2024/09/03 11:43**

